



বাংলাদেশ আর্মি ইন্টারন্যাশনাল ইউনিভার্সিটি অব সায়েন্স এন্ড টেকনোলজি (বিএআইইউএসটি), কুমিল্লা সেনানিবাস
Bangladesh Army International University of Science and Technology (BAIUST), Comilla Cantonment

Online Application Guideline

Step : 1

Using any Internet browser (i.e. Firefox, Internet Explorer) go to BAIUST website by inserting web address www.baiust.edu.bd. Select **Admission** menu from menu bar and click on **Apply Online Admission**. (www.baiust.edu.bd -> **Admission** -> **Apply Online Admission**.)

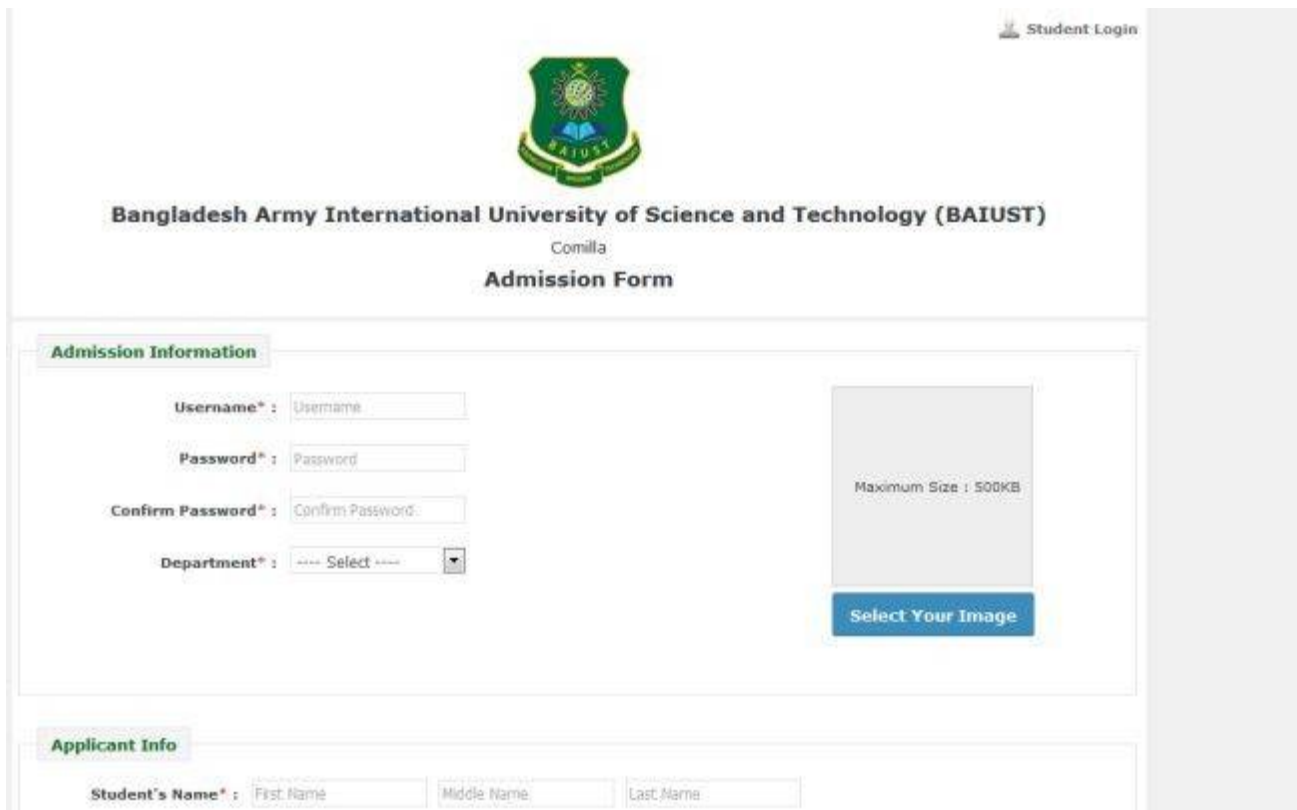
The screenshot shows the BAIUST website interface. At the top, there is a navigation menu with options: Home, ABOUT US, ACADEMIC, ADMISSION, PHOTO GALLERY, ADMINISTRATION, FACULTY, CONTACT US, WEBMAIL. Below the menu, there is a green box with the following text: UNDERGRADUATE ADMISSION, ADMISSION PROCEDURE, FEE STRUCTURE, IMPORTANT DATES, ADMISSION NOTICE, and APPLY ONLINE ADMISSION. To the right of this box is a 'Notice' section with a list of dates and events: 25 Nov ADMISSION ANNOUNCEMENT - UNDERGRADUATE PROGRAM, SPRING 2015; 01 Oct Call for Quotation - Machine List; 18 Sep FACULTY SEARCH: PROFESSOR/ASSOC PROFESSOR/ASSIST PROFESSOR/LECTURER, PLEASE SEE DETAILS ON CAREER...; 07 Sep Apply Online; 07 Sep Program Details, Spring 2015. Below the notice section is a 'View All Notice' link. The main content area features a photograph of a group of men in a meeting, with a caption that reads: 'Hon'ble Chairman UGC signing the Visitor's Book'.

The screenshot shows the 'ONLINE ADMISSION' section of the BAIUST website. At the top, there is a navigation menu with options: Home, ABOUT US, ACADEMIC, ADMISSION, PHOTO GALLERY, ADMINISTRATION, FACULTY, CONTACT US, WEBMAIL. Below the menu, there is a green box with the following text: UNDERGRADUATE ADMISSION, ADMISSION PROCEDURE, FEE STRUCTURE, IMPORTANT DATES, ADMISSION NOTICE, and APPLY ONLINE ADMISSION. Below this box, there are three buttons: 'Apply Instruction' (orange button with a white arrow icon), 'Apply Online' (blue button with a white checkmark icon), and 'Student Login' (green button with a white arrow icon).

Step: 2

- Carefully fill up the **Application Form** and upload **passport** size photograph.
- After filling up the form click **Submit** button.
- Recheck the information in the **Application Form**. If it requires any modification or correction click **Edit** button. **If not then click Confirm button.**
- If Application is successfully submitted, a **Reference Number** will be given. The reference number is required

during **Application Fee** payment using  .

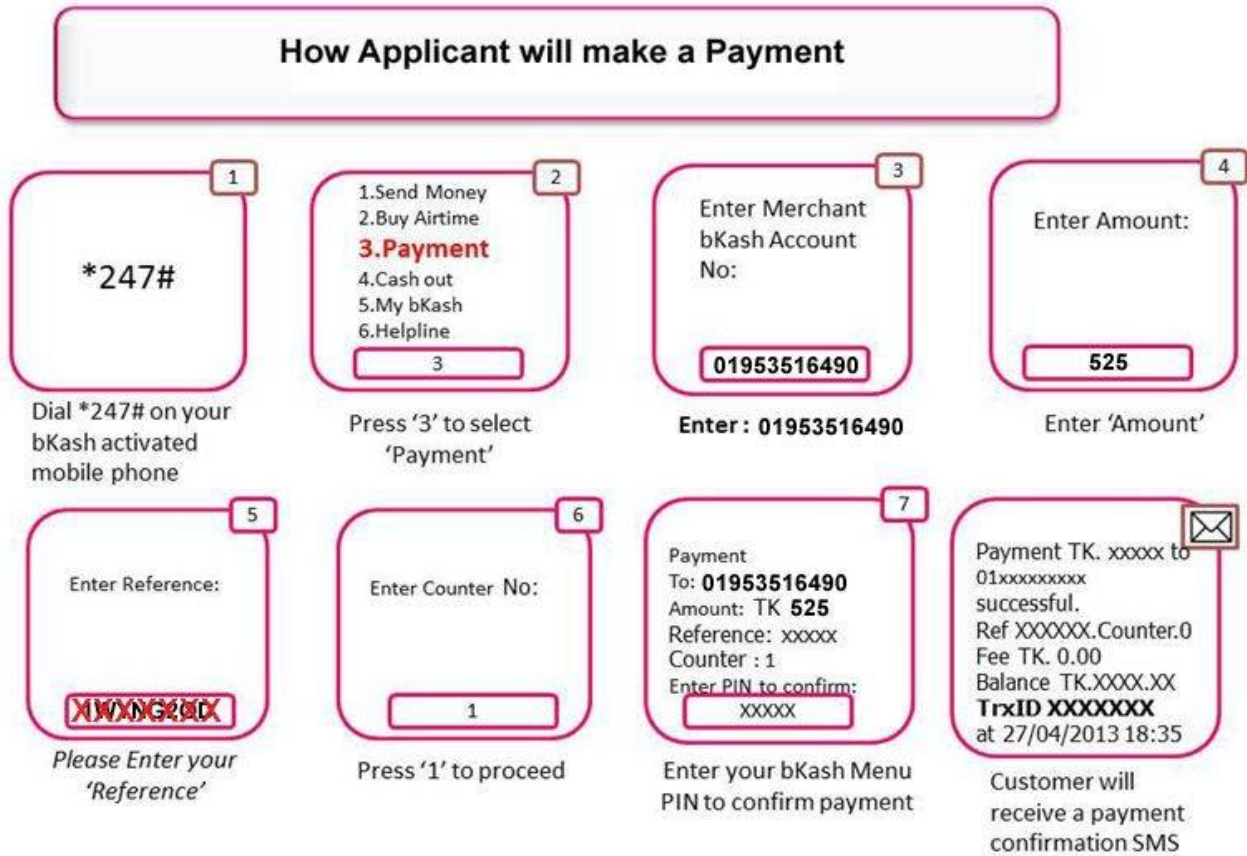


The screenshot shows the admission form interface for Bangladesh Army International University of Science and Technology (BAIUST). At the top right, there is a "Student Login" link. The university's crest is centered above the text "Bangladesh Army International University of Science and Technology (BAIUST) Comilla Admission Form".

The form is divided into two main sections:

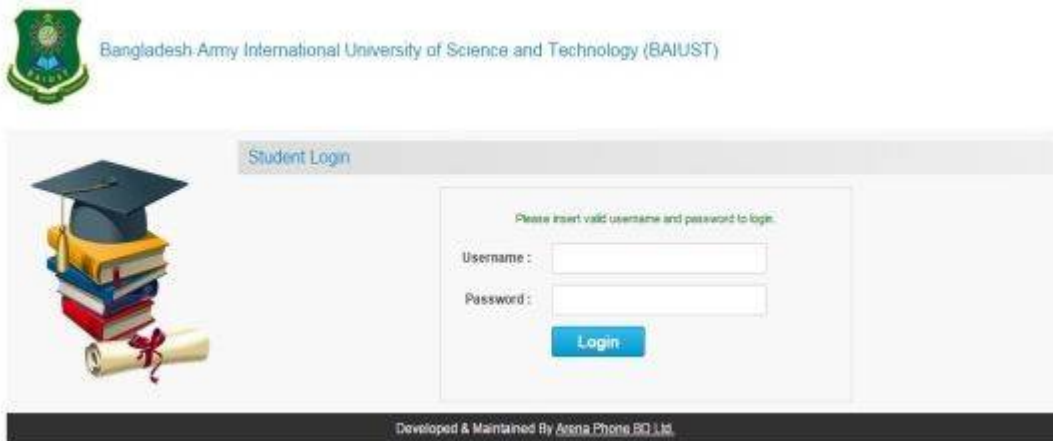
- Admission Information:** This section contains four input fields: "Username*" (with placeholder "Username"), "Password*" (with placeholder "Password"), "Confirm Password*" (with placeholder "Confirm Password"), and "Department*" (a dropdown menu with "Select" as the current option). To the right of these fields is a large grey box for image upload, labeled "Maximum Size : 500KB", with a blue "Select Your Image" button below it.
- Applicant Info:** This section contains three input fields for "Student's Name*": "First Name", "Middle Name", and "Last Name".

- e. Pay the fee by following **bKash** instructions to
BAIUST Merchant account Mobile Number: 01953516490



Step: 3 (Collect Admit Card)

- a. Log In to student portal. [Click Here](#) or browse from Online Admission page.



b. Click **Payment** button in the left side Profile Menu.



c. Then input the **transaction ID** into the form and click the submit button.



d. Then Click **Admit Card** in the left menu.

e. Download your **Admit Card** from Admit Card menu



Helpline: 01714178031, 01728763291

